

**FOR IMMEDIATE RELEASE**

Media Contact: Rosemary Pugh  
+1.949.640.8780 or [rpugh@greenstreetadvisors.com](mailto:rpugh@greenstreetadvisors.com)

## Property Pricing Steady

Newport Beach, CA, February 6, 2017 — The Green Street Commercial Property Price Index was unchanged in January. Property prices are up 3% over the past year, though appreciation has slowed more recently. In aggregate, values are flat over the past several months.

“Property pricing appears to have reached a plateau,” said Peter Rothemund, Senior Analyst at Green Street Advisors. “Cap rates are slightly higher than they were three months ago, but growing rental income has offset that — values have been steady.”

### **About the Green Street Commercial Property Price Index**

Green Street’s Commercial Property Price Index is a time series of unleveraged U.S. commercial property values that captures the prices at which commercial real estate transactions are currently being negotiated and contracted. Features that differentiate this index are its timeliness, its emphasis on high-quality properties, and its ability to capture changes in the aggregate value of the commercial property sector.

### **About Green Street Advisors**

Founded in 1985, Green Street Advisors is the preeminent independent research and advisory firm concentrating on the commercial real estate industry in North America and Europe. The company is a leading provider of real estate analytics, research, and data on both the listed and private markets. Green Street also offers investment research on Real Estate Investment Trusts (REITs) and trading services to equity investors. Additional information on Green Street Advisors is available online at [www.greenstreetadvisors.com](http://www.greenstreetadvisors.com).

# Commercial Property Price Index

February 6, 2017

DJIA: 20,071 | RMZ: 1150 | 10-Yr Treasury Note: 2.46%



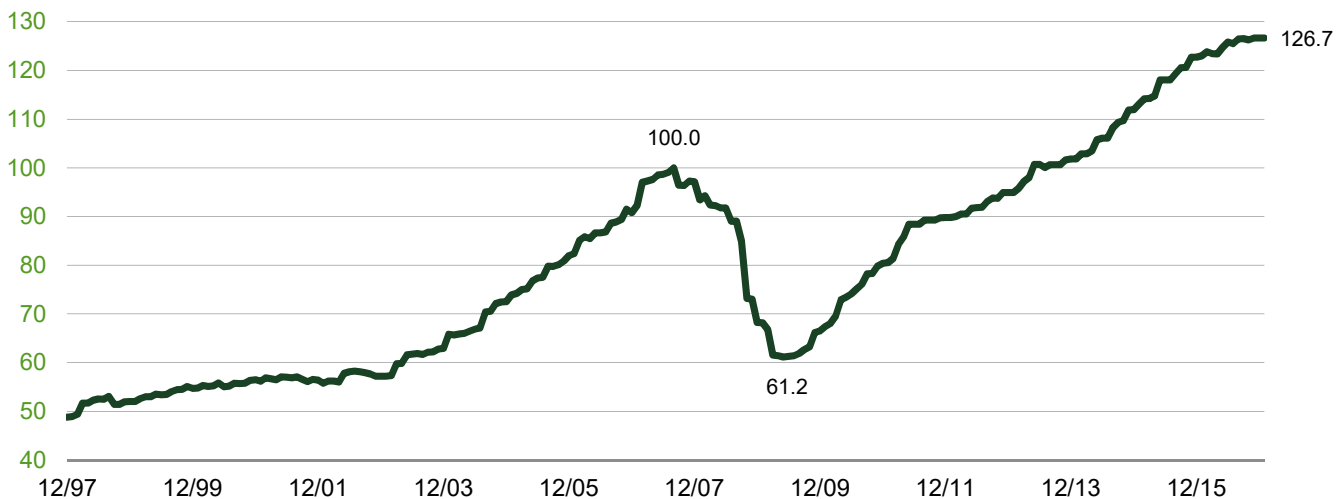
Green Street Advisors

## Green Street CPPI: All-Property Index

### Property Pricing Steady

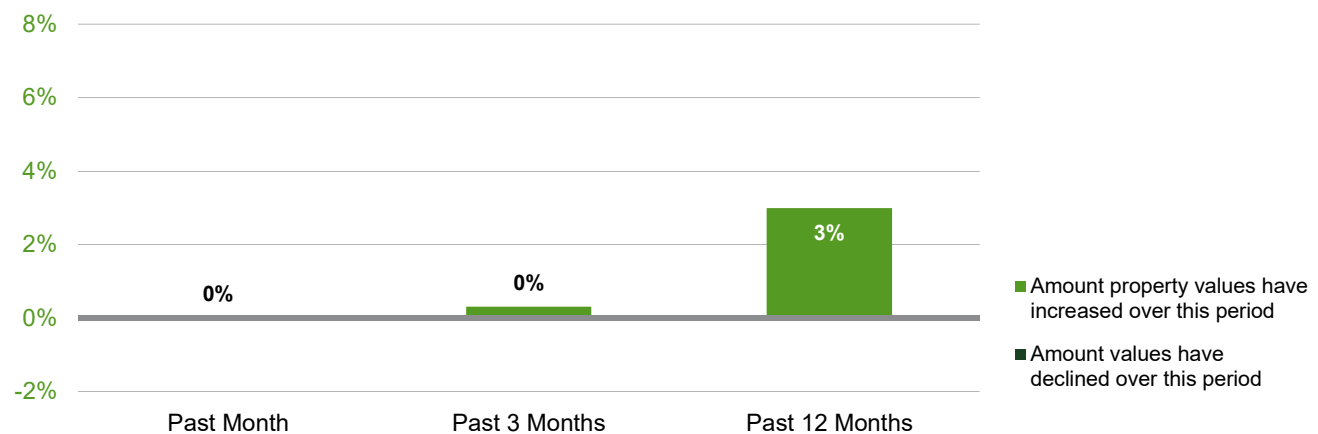
The Green Street Commercial Property Price Index was unchanged in January. Property prices are up 3% over the past year, though appreciation has slowed more recently. In aggregate, values are flat over the past several months.

### Green Street Commercial Property Price Index



Green Street Commercial Property Price Index is indexed to 100 in August '07.

### Change in Commercial Property Values

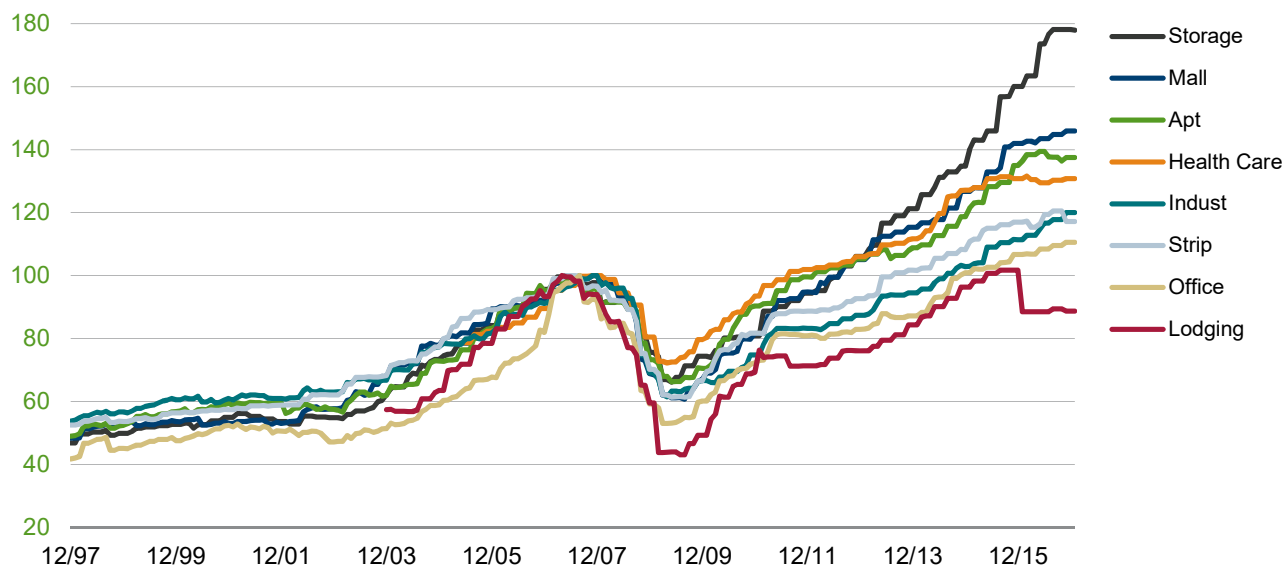


## Green Street CPPI: Sector-Level Indices

	Index Value	Change in Commercial Property Values		
		Past Month	Past 3 Mos	Past 12 Mos
Aggregate CPPI	126.7	0%	0%	3%
Apartment	137.5	0%	1%	1%
Industrial	120.1	0%	2%	8%
Mall	146.0	0%	1%	3%
Office	110.6	0%	1%	4%
Strip Retail	117.2	0%	-3%	0%
Health Care	130.8	0%	0%	0%
Lodging	88.7	0%	-1%	0%
Self Storage	177.9	0%	0%	11%

Aggregate CPPI is an average of the five major sectors; it does not include health care, lodging, or storage. Health Care is a blend of medical office, senior housing, skilled nursing, and life science.

### Green Street Property Sector Indices



Property sector indices are indexed to 100 at their '07 peaks.

## Green Street Commercial Property Price Index Fact Sheet

Green Street's Commercial Property Price Index is a time series of unleveraged U.S. commercial property values that captures the prices at which commercial real estate transactions are currently being negotiated and contracted. Features that differentiate this index are its timeliness, its emphasis on high-quality properties, and its ability to capture changes in the aggregate value of the commercial property sector.

### Key Attributes of Green Street's Commercial Property Price Index

- **Institutional Quality:** The index is based on Green Street's frequently updated estimates of private-market value for REIT portfolios across the five major property sectors (apartment, industrial, mall, office & strip retail – aggregate asset value of \$600 BN). Since REITs own high-quality properties, the index measures the value of institutional-quality commercial real estate.
- **Timeliness:** Other indices, based on either closed transactions or formal appraisals, reflect market prices from several months earlier. Also, the Green Street index value for a given month is released within days of month-end, whereas other indices have a sizable lag.
- **Gauge of Aggregate Values:** Akin to familiar stock price indices (e.g., S&P 500), asset value weighting provides a gauge of aggregate (as opposed to average) values. Equal-weighted indices, by contrast, put the same emphasis on a small suburban strip center as they do a trophy Manhattan office building.

Peter Rothmund, CFA

**Issuers of this Report: US and EEA:** This report has been prepared by analysts working for Green Street Advisors (GSA (US)) and/or Green Street Advisors (U.K.) Limited (GSA (UK)). GSA (US) is the parent company of GSA (UK).

**This report is issued in the USA by GSA (US). GSA (UK) accepts no responsibility for this report to the extent that it is relied upon by persons based in the USA.** GSA (US) is regulated by the United States Securities and Exchange Commission, and its headquarters is located at 660 Newport Center Drive, Suite 800, Newport Beach, CA 92660.

**This report is issued in the European Economic Area (EEA) by GSA (UK). GSA (US) accepts no responsibility for this report to the extent that it is relied upon by persons based in the EEA.** GSA (UK) is registered in England, (Company number. 6471304), and its registered office is 20 Balderton Street, 5th Floor, London, W1K 6TL. GSA (UK) is authorized and regulated by the Financial Conduct Authority in the United Kingdom and is entered on the FCA's register (no. 482269).

**References to "Green Street" in Disclosures in this section and in the Other Important Information section apply to:**

- GSA (US) to the extent that this report has been disseminated in the USA; or
- GSA (UK) to the extent that this report has been disseminated in the EEA.

Green Street Advisors US is exempt from the requirement to hold an Australian financial services license under the Act in respect of the financial services; and is regulated by the SEC under US laws, which differ from Australian laws.

Green Street Advisors UK Ltd. is exempt from the requirement to hold an Australian financial services license under the Act in respect of the financial services; and is regulated by the FCA under UK laws, which differ from Australian laws.

Green Street reserves the right to update the disclosures and policies set out in this document at any time. We encourage a careful comparison of these disclosures and policies with those of other research providers, and welcome the opportunity to discuss them.

**Affiliate Disclosures:** Green Street does not directly engage in investment banking, underwriting or advisory work with any of the companies in our coverage universe. However, the following are potential conflicts regarding our affiliates that should be considered:

- Green Street has an advisory & consulting practice servicing investors seeking to acquire interests in publicly-traded companies. Green Street may provide such valuation services to prospective acquirers of companies which are the subject(s) of Green Street's research reports.
- An affiliate of GSA (US) is the investment manager of an equity securities portfolio on behalf of a single client. The portfolio contains securities of issuers covered by Green Street's research department. The affiliate also acts as a sub-advisor to an outside Investment Management firm. The sub-advisor will develop and provide a suggested asset allocation model based on published research that is received from the research department. The affiliate is located in a separate office, employs an investment strategy based on Green Street's published research, and does not trade with Green Street's trading desk.

## Other Important Information

**Management of Conflicts of Interest:** Conflicts of interest can seriously impinge the ability of analysts to do their job, and investors should demand unbiased research. In that spirit, Green Street adheres to the following policies regarding conflicts of interest:

- Green Street employees are prohibited from owning the shares of any company in our coverage universe.
- Green Street employees do not serve as officers or directors of any of our subject companies.
- Neither Green Street nor its employees/analysts receives any compensation from subject companies for inclusion in our research.
- On occasion, Green Street analysts may be contacted by companies within the firm's coverage universe regarding potential employment opportunities. Additional disclosure will be made when appropriate.
- The research analysts who authored this report may hold shares of the non REIT companies mentioned in this research report. These are not companies in our coverage universe.

Please also have regard to the Affiliate Disclosures listed above when considering the extent to which you place reliance on this research report and any research recommendations made herein.

Green Street, at times, assists Eastdil Secured, a real estate brokerage and investment bank, when Eastdil Secured provides investment banking services to companies in Green Street's coverage universe. Green Street is never part of the underwriting syndicate or the selling group, but Green Street may receive compensation from Eastdil Secured for consulting services that Green Street provides to Eastdil Secured related to Eastdil Secured's investment banking services. Green Street does not control, have ownership in, or make any business or investment decisions for Eastdil Secured.

A number of companies covered by Green Street research reports pay an annual fee to receive Green Street's research reports. Green Street may periodically solicit this business from the subject companies. In the aggregate, annual fees for GSA (US) and GSA (UK) research reports received from subject companies represent approximately 3% of each of GSA (US)'s and GSA (UK)'s respective total revenues.

Green Street publishes research reports covering issuers that may offer and sell securities in an initial or secondary offering. Broker-dealers involved with selling the issuer's securities or their affiliates may pay compensation to GSA upon their own initiative, or at the request of Green Street's clients in the form of "soft dollars," for receiving research reports published by Green Street.

The information contained in this report is based on data obtained from sources we deem to be reliable; it is not guaranteed as to accuracy and does not purport to be complete. This report is produced solely for informational purposes and is not intended to be used as the primary basis of investment decisions. Because of individual client requirements, it is not, and it should not be construed as, advice designed to meet the particular investment needs of any investor. This report is not an offer or the solicitation of an offer to sell or buy any security.

For Green Street's advisory customers, this research report is for informational purposes only and the firm is not responsible for implementation. Nor can the firm be liable for suitability obligations.

GSA (US) is an accredited member of the Investorgate<sup>SM</sup> Research Association, whose mission is to increase investor and pensioner trust in the U.S. capital markets system through the promotion and use of investment research that is financially aligned with investor interests.

GSA (US) generally prohibits research analysts from sending draft research reports to subject companies. However, it should be presumed that the analyst(s) who authored this report has/have had discussions with the subject company to ensure factual accuracy prior to publication, and has/have had assistance from the company in conducting due diligence, including visits to company sites and meetings with company management and other representatives.



This report is a property-sector review and does not contain the amount of in-depth company-specific analysis sufficient to make informed investment decisions about one specific issuer disclosed in this report. For a more thorough analysis, please review this report in conjunction with GSA's company-specific research which is available at [www.greenstreetadvisors.com](http://www.greenstreetadvisors.com).

## Terms of Use

**Protection of Proprietary Rights:** To the extent that this report is issued by GSA (US), this material is the proprietary and confidential information of Green Street Advisors, LLC, and is protected by copyright. To the extent that this report is issued by GSA (UK), this material is the proprietary and confidential information of Green Street Advisors (U.K.) Limited, and is protected by copyright.

This report may be used solely for reference for internal business purposes. This report may not be reproduced, re-distributed, sold, lent, licensed or otherwise transferred without the prior consent of Green Street. All other rights with respect to this report are reserved by Green Street.

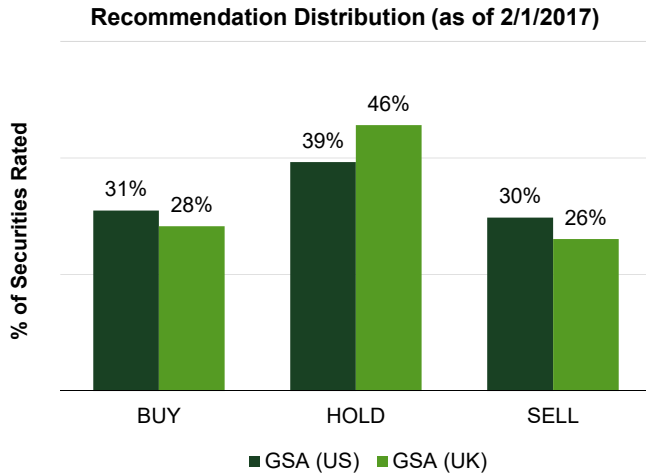
**EEA Recipients: For use only by Professional Clients and Eligible Counterparties:** GSA (UK) is authorized by the Financial Conduct Authority of the United Kingdom to issue this report to "Professional Clients" and "Eligible Counterparties" only and is not authorized to issue this report to "Retail Clients", as defined by the rules of the Financial Conduct Authority. This report is provided in the United Kingdom for the use of the addressees only and is intended for use only by a person or entity that qualifies as a "Professional Client" or an "Eligible Counterparty". **Consequently, this report is intended for use only by persons having professional experience in matters relating to investments. This report is not intended for use by any other person. In particular, this report intended only for use by persons who have received written notice from GSA (UK) that he/she/it has been classified, for the purpose of receiving services from GSA (UK), as either a "Professional Client" or an "Eligible Counterparty". Any other person who receives this report should not act on the contents of this report.**

## Review of Recommendations:

- Unless otherwise indicated, Green Street reviews all investment recommendations on at least a monthly basis.
- The research recommendation contained in this report was first released for distribution on the date identified on the cover of this report.
- Green Street will furnish upon request available investment information supporting the recommendation(s) contained in this report.

**Green Street's Disclosure Information**

At any given time, Green Street publishes roughly the same number of "BUY" recommendations that it does "SELL" recommendations.



Green Street's "BUYs" have historically achieved far higher total returns than its "HOLDS", which, in turn, have outperformed its "SELLs".

**Total Return of Green Street's Recommendations<sup>1,2</sup>**

Year <sup>3</sup>	Buy	Hold	Sell	Universe <sup>4</sup>
2017 YTD	-2.2%	-2.3%	-3.0%	-2.5%
2016	14.9%	14.7%	13.1%	14.4%
2015	8.3%	0.9%	-1.7%	2.4%
2014	41.6%	31.5%	27.3%	33.3%
2013	4.1%	0.6%	1.7%	2.2%
2012	24.5%	24.7%	18.9%	23.0%
2011	18.9%	7.6%	-4.7%	7.6%
2010	43.3%	32.8%	26.6%	33.8%
2009	59.0%	47.7%	6.0%	37.9%
2008	-28.1%	-30.9%	-52.6%	-37.3%
2007	-6.9%	-22.4%	-27.8%	-19.7%
2006	45.8%	29.6%	19.5%	31.6%
2005	26.3%	18.5%	-1.8%	15.9%
2004	42.8%	28.7%	16.4%	29.4%
2003	43.3%	37.4%	21.8%	34.8%
2002	17.3%	2.8%	2.6%	5.4%
2001	34.9%	19.1%	13.0%	21.1%
2000	53.4%	28.9%	5.9%	29.6%
1999	12.3%	-9.0%	-20.5%	-6.9%
1998	-1.6%	-15.1%	-15.5%	-12.1%
1997	36.7%	14.8%	7.2%	18.3%
1996	47.6%	30.7%	18.9%	32.1%
1995	22.9%	13.9%	0.5%	13.5%
1994	20.8%	-0.8%	-8.7%	3.1%
1993	27.3%	4.7%	8.1%	12.1%
<b>Cumulative Total Return</b>	<b>15528.5%</b>	<b>1139.8%</b>	<b>26.2%</b>	<b>1314.8%</b>
<b>Annualized</b>	<b>23.4%</b>	<b>11.1%</b>	<b>1.0%</b>	<b>11.7%</b>

The results shown in the table in the upper right corner are hypothetical; they do not represent the actual trading of securities. Actual performance will vary from this hypothetical performance due to, but not limited to 1) advisory fees and other expenses that one would pay; 2) transaction costs; 3) the inability to execute trades at the last published price (the hypothetical returns assume execution at the last closing price); 4) the inability to maintain an equally-weighted portfolio in size (the hypothetical returns assume an equal weighting); and 5) market and economic factors will almost certainly cause one to invest differently than projected by the model that simulated the above returns. All returns include the reinvestment of dividends. Past performance, particularly hypothetical performance, can not be used to predict future performance.

- Results are for recommendations made by Green Street's North American Research Team only (includes securities in the US, Canada, and Australia). Uses recommendations given in Green Street's "Real Estate Securities Monthly" from January 28, 1993 through February 1, 2017. Historical results from January 28, 1993 through January 4, 2016 were independently verified by an international "Big 4" accounting firm. The accounting firm did not verify the stated results subsequent to January 4, 2016. As of January 4, 2016, the annualized total return of Green Street's recommendations since January 28, 1993 was: Buy +24.0%, Hold +11.1%, Sell 0.6%, Universe +11.7%.
- Company inclusion in the calculation of total return has been based on whether the companies were listed in the primary exhibit of Green Street's "Real Estate Securities Monthly". Beginning April 28, 2000, Gaming C-Corps and Hotel C-Corps, with the exception of Starwood Hotels and Homestead Village, were no longer included in the primary exhibit and therefore no longer included in the calculation of total return. Beginning March 3, 2003, the remaining hotel companies were excluded.
- The returns for each year cover the period following the first "Real Estate Securities Monthly" issued in the respective year through the first "Real Estate Securities Monthly" issued in the following year and are not based on a calendar year.
- All securities covered by Green Street with a published rating that were included in the calculation of total return. Excludes "not rated" securities.

Per NASD rule 2711, "Buy" = Most attractively valued stocks. We recommend overweight position; "Hold" = Fairly valued stocks. We recommend market-weighting; "Sell" = Least attractively valued stocks. We recommend underweight position.

*Green Street will furnish upon request available investment information regarding the recommendation*



## North American Team

Research		
<b>Research</b>	Mike Kirby, Director of Research Craig Leupold, Chief Executive Officer Cedrik Lachance, Director of U.S. REIT Research Peter Rothemund, CFA, Senior Analyst	mkirby@greenst.com cleupold@greenst.com clachance@greenst.com prothemund@greenst.com
<b>Health Care/Net Lease</b>	Michael Knott, CFA, Managing Director Tyler Grant, CFA, Senior Associate Andrew Suh, Associate	mknott@greenst.com tgrant@greenst.com asuh@greenst.com
<b>Industrial/Towers</b>	Eric Frankel, CFA, Analyst Vince Tibone, Senior Associate	efrankel@greenst.com vtibone@greenst.com
<b>Lodging/Data Centers</b>	Lukas Hartwich, CFA, Senior Analyst David Guarino, Senior Associate	lhartwich@greenst.com dguarino@greenst.com
<b>Manuf. Homes/Self-Storage/Student Housing</b>	Ryan Burke, Analyst Ryan Lumb, Associate	rburke@greenst.com rlumb@greenst.com
<b>Office</b>	Jed Reagan, Senior Analyst Tyler Grant, CFA, Senior Associate Chris Belosic, Senior Associate Daniel Ismail, CFA, Associate	jreagan@greenst.com tgrant@greenst.com cbelosic@greenst.com dismail@greenst.com
<b>Residential</b>	Dave Bragg, Managing Director Conor Wagner, CFA, Analyst John Pawlowski, CFA, Senior Associate	dbragg@greenst.com cwagner@greenst.com jpawlowski@greenst.com
<b>Retail</b>	Daniel Busch, Managing Director Spenser Allaway, Senior Associate	dbusch@greenst.com sallaway@greenst.com
<b>Quantitative Analytics</b>	Matt Larriva, CFA, Analyst Garrett Wiegele, Senior Associate Stephen Pazzano, Senior Associate Paulina Rojas Schmidt, Associate Elton Ngo, Associate Michael Eynon, Associate Ryan Miller, Associate	mlarriva@greenst.com gwiegele@greenst.com spazzano@greenst.com projasschmidt@greenst.com engo@greenst.com meynon@greenst.com rmiller@greenst.com
<b>Real Estate Analytics</b>	Andrew McCulloch, CFA, Managing Director Joi Mar, CFA, Analyst Chris Darling, Associate Rob Filley, Associate Chris Harraka, Associate Matt Dolins, Associate	amcculloch@greenst.com jmar@greenst.com cdarling@greenst.com rfilley@greenst.com charraka@greenst.com mdolins@greenst.com

Account Management	
Damon Scott, Managing Director Seth Laughlin, Senior Vice President	dscott@greenst.com slaughlin@greenstreettrading.com

Sales	
Kris Hoffman, Senior Vice President Kevin Johnson, Senior Vice President	khoffman@greenstreettrading.com kjohnson@greenst.com

Green Street Trading*	
Michael Vranich, Managing Director	mvrnich@greenstreettrading.com

Advisory	
Jim Sullivan, President Dirk Aulabaugh, Managing Director Phillip Owens, CFA, Managing Director Matthew Wokasch, CFA, Senior Vice President David De La Rosa, Senior Vice President	jsullivan@greenst.com daulabaugh@greenst.com powens@greenst.com mwokasch@greenst.com ddelarosaa@greenst.com

Marketing & Communications	
Rosemary Pugh, Vice President Katie Clemons, Media Relations	rpugh@greenst.com kclemmons@greenst.com

**Green Street Advisors, LLC**  
660 Newport Center Drive, Suite 800  
Newport Beach, CA 92660  
T 949.640.8780

**Green Street Trading, LLC**  
2828 North Harwood Street, Suite 1200  
Dallas, TX 75201  
T 800.263.1388 (Trading) 214.855.5905 (Sales)